SEMICONDUCTOR Model: AT-2

LASER

VAGINAL INSTRUMENT

Packing list

1. VTD 2. Adaptor 3. USB line 4. Manual

Working Mode

1. Blue LED + 650nm laser therapy

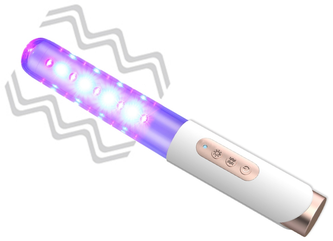

2. Massage

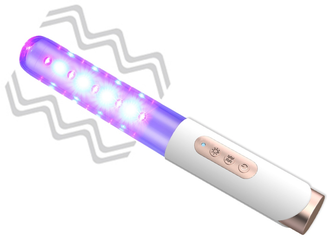

TREATMENT PRINCIPLE

ATANG AT-2 Vaginal Gynecological Rejuvenation Wand is FDA registered and is in compliance as a low risk product that promotes a healthy lifestyle.

It’ s using blue light combine with laser and vibration effectively therapy.

The 470NM blue light has antimicrobial effects that can sterilize vaginal bacteria on the surface layers of the skin without negatively impacting the delicate pH balance in this region. By killing bacteria, and maintaining the natural pH, blue light can help detox and eliminate undesirable odors.

The 650NM cold laser has the ability to penetrate into the dermal layers of the skin. This stimulates blood flow and increases the supply of oxygen and nutrients to the outer layers of the skin. This can improve dryness and repair damaged elastic fiber tissue to help the vagina achieve a tightening effect and increased elasticity. Meanwhile Treat Stress Incontinence - Vaginitis and cervical erosion – Birth canal rehabilitation – Regeneration of the vagina from menopause.

Vibration, there are three levels of vibration increases blood flow in the vaginal region and stimulates the sensory function of nerve endings. This can lead to enhanced vaginal sensitivity and improved libido.

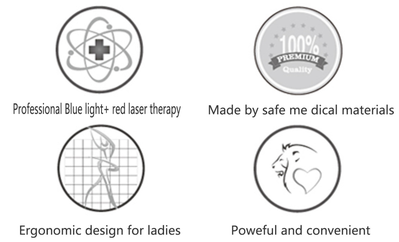

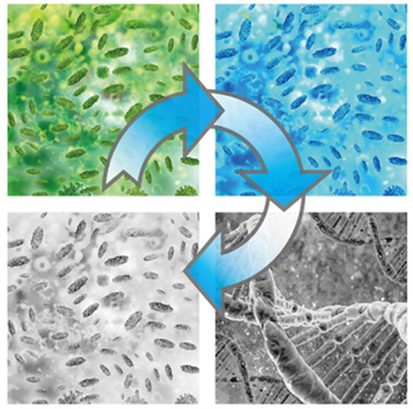

1. Power on





Power

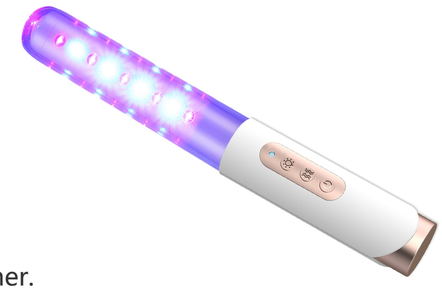

1) Long press the power button to turn on or turn off.
2) Short press the Light button to turn on the light.
- First press to turn on the laser.
- Second Press to turn on the blue light.
- Third press to turn on the laser and blue light together.
- We recommend that the laser and blue light together to reach max treatment results.

3) Short press the vibration button to turn on the vibration function.
- First press is low vibration intensity.
- Second press is middle vibration intensity.
- Third press is high vibration intensity.

2. Light therapy

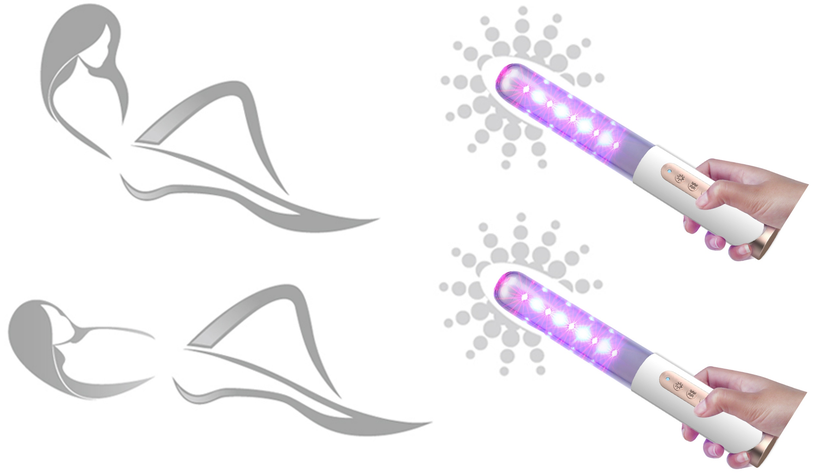

10min

Before use the machine, you can use a condom cover on the transparent parts. Then, turn on the machine light and vibration together, Then, Lay down and put it into vagina to start treatment.

It will stop automatically after 10min treatment.

2-3 times per week. Severe case can 3-4 times per week.

3. Vibration therapy

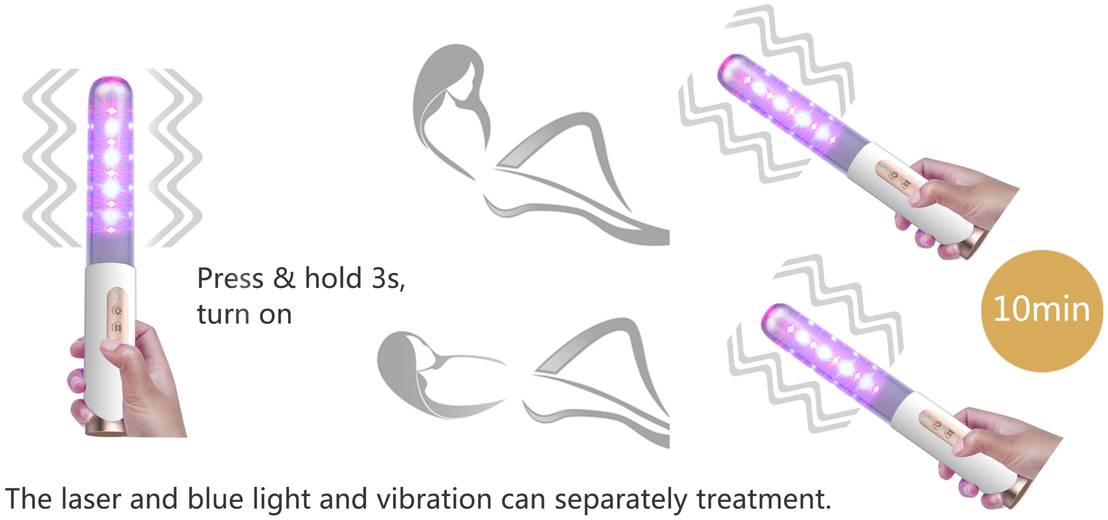

The laser and blue light and vibration can separately treatment.
You can choose only laser irradiation or only blue light or only vibration.

It will stop automatically after 10min.

4. After use

1. Turn off machine. You can use Disinfecting wet wipes clean the machine.

2. Using Tissue , thoroughly clean

3. After drying, put on the protective cap

Charge/status lamp

Open the bottom, connect the socket and plug with a data cable, and start charging。

Notice: The machine will not working when charging.

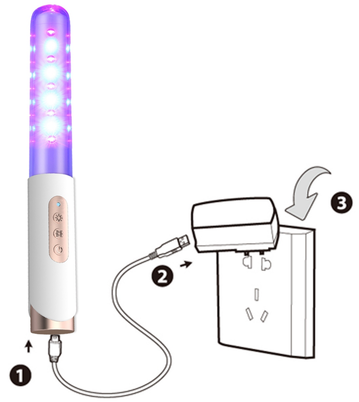

Specifications

ITEM	DESCRIPTION
Laser medium	GaA/As Semiconductor
Feature	Laser+Blue light+vibrator
Laser Wavelength	23pcs 650nm/5mW per laser
LED Blue Light	16pcs 470nm/5mW per LED
Vibration Speed	7200rpm±10%

Warning

1 : Pregnant women, breast cancer, cervical cancer, cancer patients, built-in metal patients, cardiac insufficiency, hemophilia or thrombocytopenia and users with hemolytic anemia are prohibited.

2: Do not directly view the laser beams.

Warranty Card

User name		Tel		Responsible person	
Product name		Product model		Serial number	
Date of purchase		Add			
The fault phenomenon					
Repair record					